



PLARED 15-105R



# INTRODUCTION

Plared 15-105R was selected at the Planasa R&D farm in Cartaya, Spain, in 2015.

Internal tests have been carried out over 7 growing season, evaluating different productive parameters, and subjecting the variety to various quality and shelf-life analyses.

This selection has been tested with growers in Oxnard, Santa Maria and Watsonville since the 2021-2022 season.

# VARIETY CHARACTERISTICS



Average production:

**8,824 g/plant**

**> 20% higher than industry reference**



**Compact plant size**



Resistance to Fusarium, Macrophomina, Verticillium, Neopestalotiopsis



Brix:

**8.8°**



Average weight of the fruit:

**28.8 g**



**Conical, medium red colored and good firmness**



# SUGGESTED PLANTING

Plared 15-105R is adapted for fall planting, and has the potential for early production, but appears better adapted for sustained production.



Suggested planting date:

**September 20th – November 20th**



From planting to harvest:

**63 to 77 days**



Plant spacing:

**2 row beds: 12 inches to 18 inches**



**4 row beds: 15 inches - 18 inches**



Planting density:

**2 row beds: 18,000 plants/acre**


**4 row beds: 24,500 plants/acre**



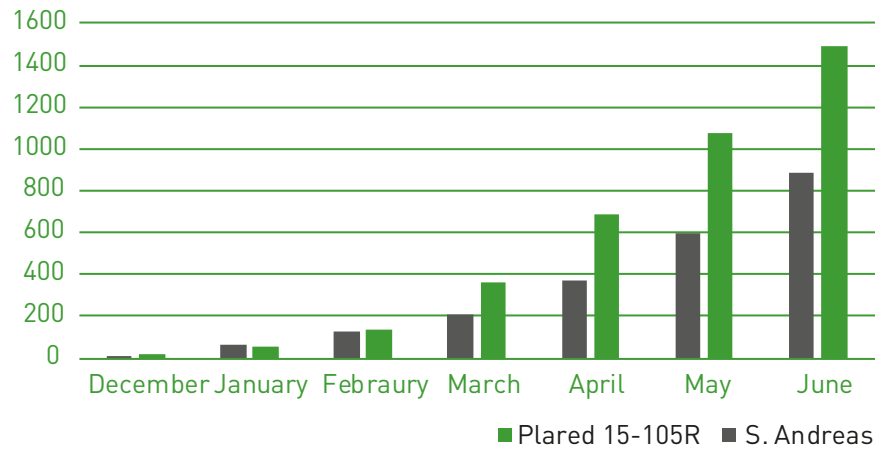
# PLARED 15-105R VS SAN ANDREAS

| Characteristics    | Plared 15-105R | San Andreas |
|--------------------|----------------|-------------|
| Marketable Yield   | ★★★★★          | ★★★★★☆      |
| Earliness          | ★★★★★          | ★★★★★☆      |
| Ease of Harvest    | ★★★★★          | ★★★★★☆      |
| Runner Production  | ★★★☆☆          | ★★★★★☆      |
| Fruit Size         | ★★★★★☆         | ★★★★★☆      |
| Color              | ★★★★★☆         | ★★★★★☆      |
| Firmness           | ★★★★★☆         | ★★★★☆☆      |
| Fruit Homogeneity  | ★★★★★☆         | ★★★★★☆      |
| Disease Resistance | ★★★★★          | ★★★★★☆      |
| % Cull             | ★★★★★☆         | ★★★★★☆      |
| Post-Harvest Life  | ★★★★★☆         | ★★★★★☆      |
| % BRIX / Flavor    | ★★★★★☆         | ★★★★★☆      |

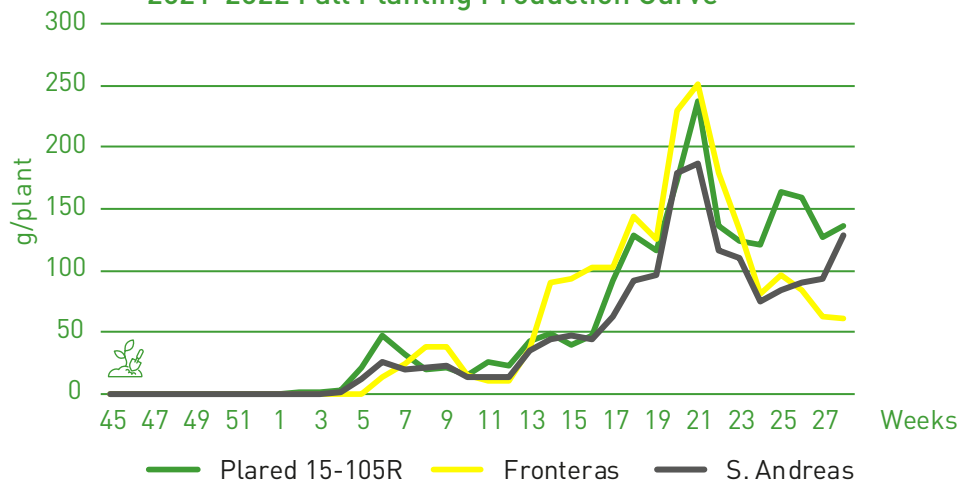
## Fusarium resistance



## Monthly Accumulation (g/plant)



## 2021-2022 Fall Planting Production Curve



The data included in this fact sheet are the average results obtained with plantations in the R&D test field of Planasa in Watsonville, California.



"The data and results contained in this document are for information purposes only and are NOT CONTRACTUAL. These data have been obtained under specific and controlled conditions. Plants belong to the domain of the living and are affected, in their productive process, by a plurality of factors such as climatic and geographical conditions, field management or soil characteristics. Therefore, Planasa DOES NOT GUARANTEE that the results of your operation will be obtained, even if the indications contained herein have been followed. We recommend that you make an appointment with a Planasa technical advisor to visit a nearby farm and evaluate the planting of the variety".

[PLANASA.COM](http://PLANASA.COM)

